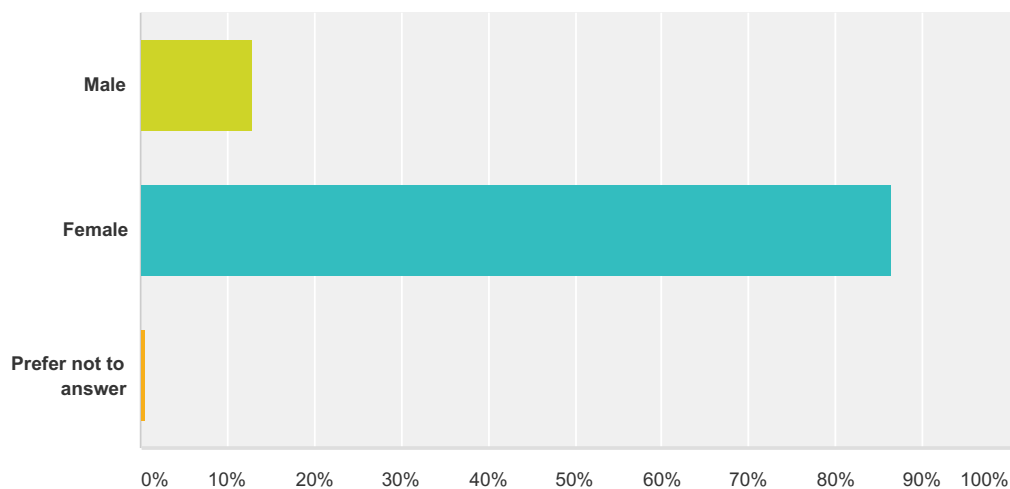


Q1 Are you male or female?

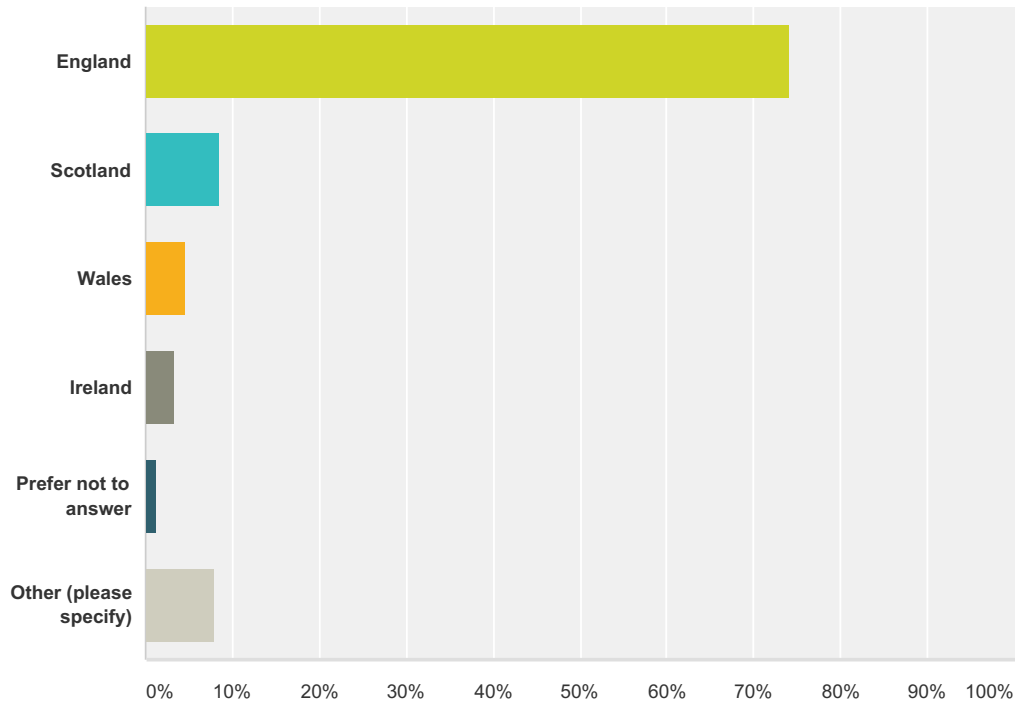
Answered: 325 Skipped: 2



Answer Choices	Responses
Male	12.92% 42
Female	86.46% 281
Prefer not to answer	0.62% 2
Total	325

Q2 Where are you based?

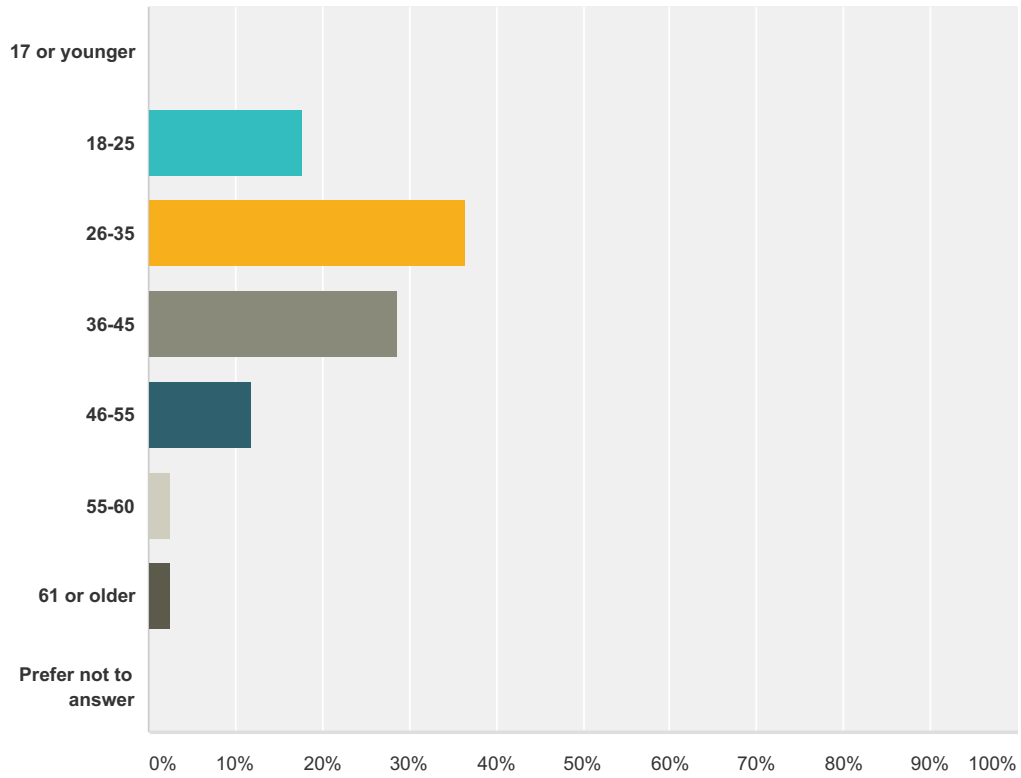
Answered: 324 Skipped: 3



Answer Choices	Responses	Count
England	74.07%	240
Scotland	8.64%	28
Wales	4.63%	15
Ireland	3.40%	11
Prefer not to answer	1.23%	4
Other (please specify)	8.02%	26
Total		324

Q3 What is your age?

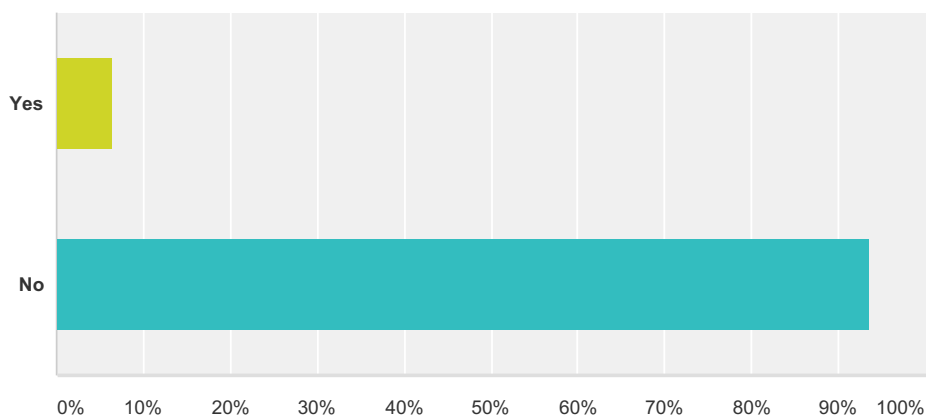
Answered: 325 Skipped: 2



Answer Choices	Responses
17 or younger	0.00% 0
18-25	17.85% 58
26-35	36.62% 119
36-45	28.62% 93
46-55	12.00% 39
55-60	2.46% 8
61 or older	2.46% 8
Prefer not to answer	0.00% 0
Total	325

Q4 Did you complete the 2008 BWA survey?

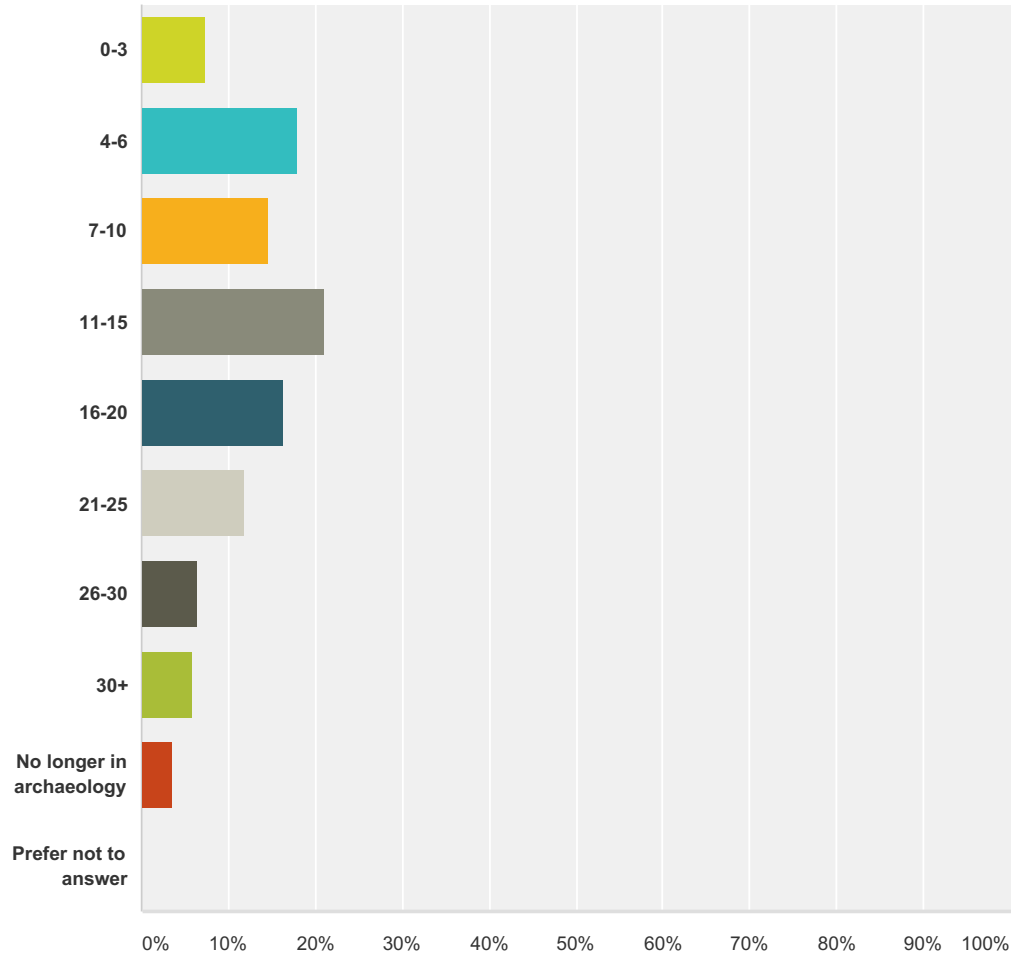
Answered: 324 Skipped: 3



Answer Choices	Responses
Yes	6.48% 21
No	93.52% 303
Total	324

Q5 Including your time training and/or as a student, how many years have you been (or were) in archaeology?

Answered: 313 Skipped: 14

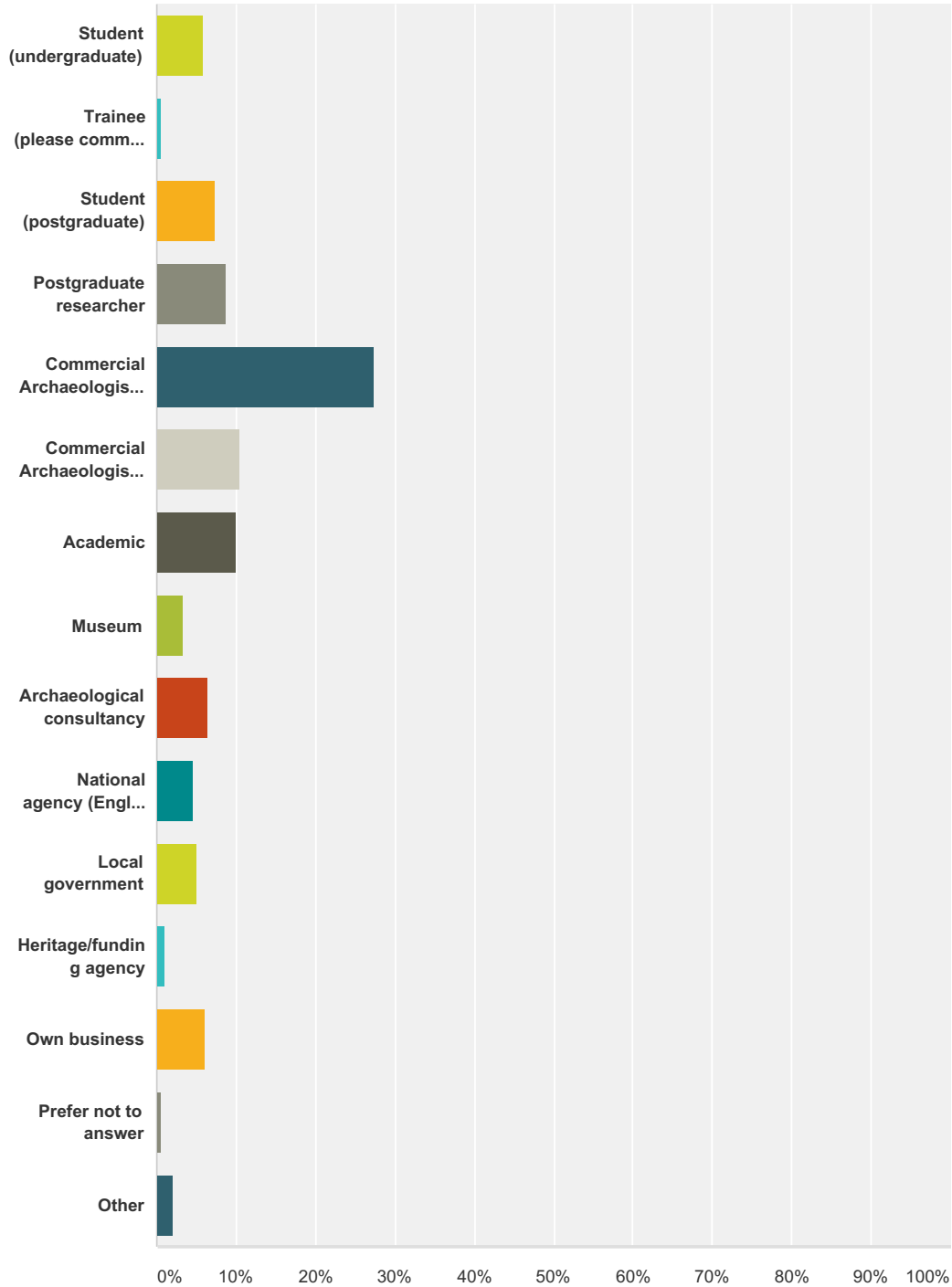


Answer Choices	Responses
0-3	7.35% 23
4-6	17.89% 56
7-10	14.70% 46
11-15	21.09% 66
16-20	16.29% 51
21-25	11.82% 37
26-30	6.39% 20
30+	5.75% 18
No longer in archaeology	3.51% 11
Prefer not to answer	0.00% 0

Total Respondents: 313

Q6 What kind of work do you currently do? If no longer in archaeology, what was your last job?

Answered: 277 Skipped: 50

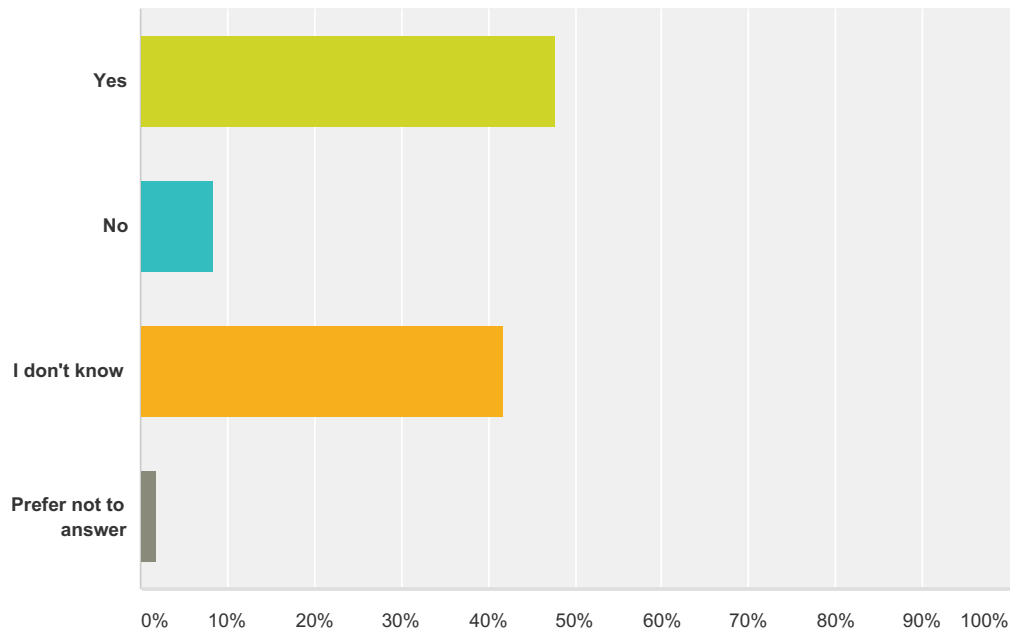


Answer Choices	Responses
Student (undergraduate)	5.78% 16

Trainee (please comment below)	0.72%	2
Student (postgraduate)	7.22%	20
Postgraduate researcher	8.66%	24
Commercial Archaeologist (excavation)	27.44%	76
Commercial Archaeologist (post-excavation)	10.47%	29
Academic	10.11%	28
Museum	3.25%	9
Archaeological consultancy	6.50%	18
National agency (English Heritage/ Historic England/ CADW/ RCAHMW/ RCAHMS/ Historic Scotland etc)	4.69%	13
Local government	5.05%	14
Heritage/funding agency	1.08%	3
Own business	6.14%	17
Prefer not to answer	0.72%	2
Other	2.17%	6
Total		277

Q7 Were you employed at the same rate as your other sex peers?

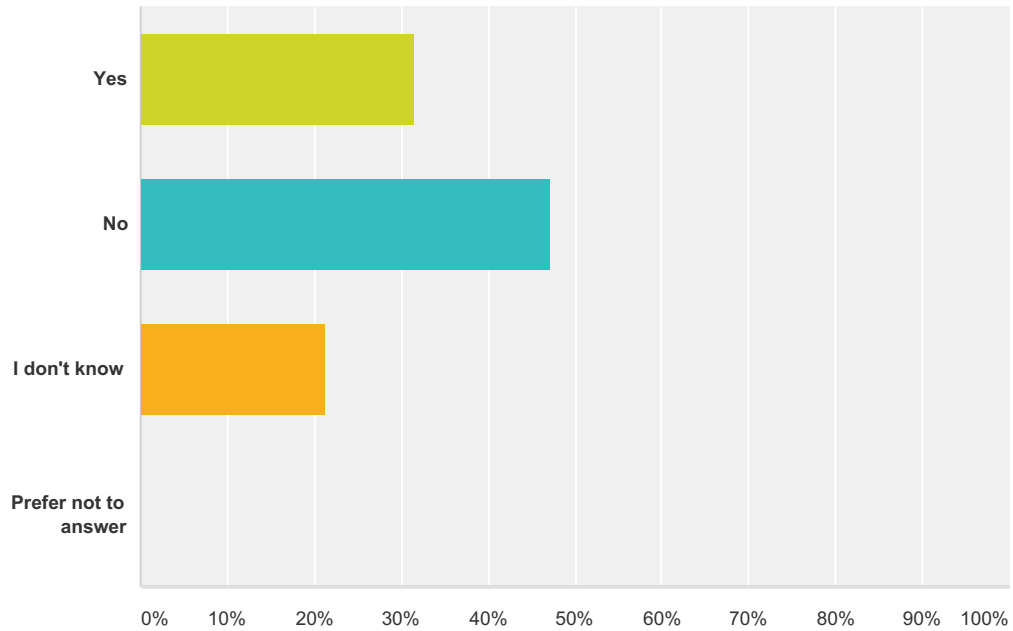
Answered: 311 Skipped: 16



Answer Choices	Responses	
Yes	47.91%	149
No	8.36%	26
I don't know	41.80%	130
Prefer not to answer	1.93%	6
Total		311

Q8 Do you think that your biological sex has had an impact on your promotion or prospects for promotion? Please comment below

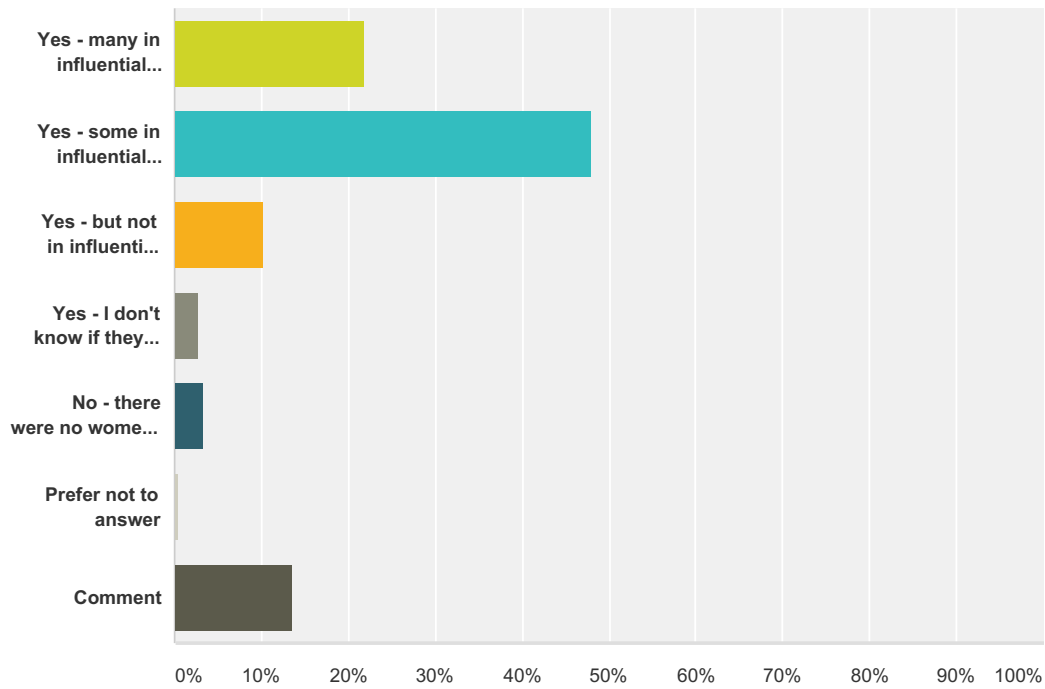
Answered: 310 Skipped: 17



Answer Choices	Responses
Yes	31.61% 98
No	47.10% 146
I don't know	21.29% 66
Prefer not to answer	0.00% 0
Total	310

Q9 In your initial experiences of learning archaeology (as a student, or if you did not attend university but were trained in the field or in other workplaces), were there women in the workplace/department and did they occupy influential positions?

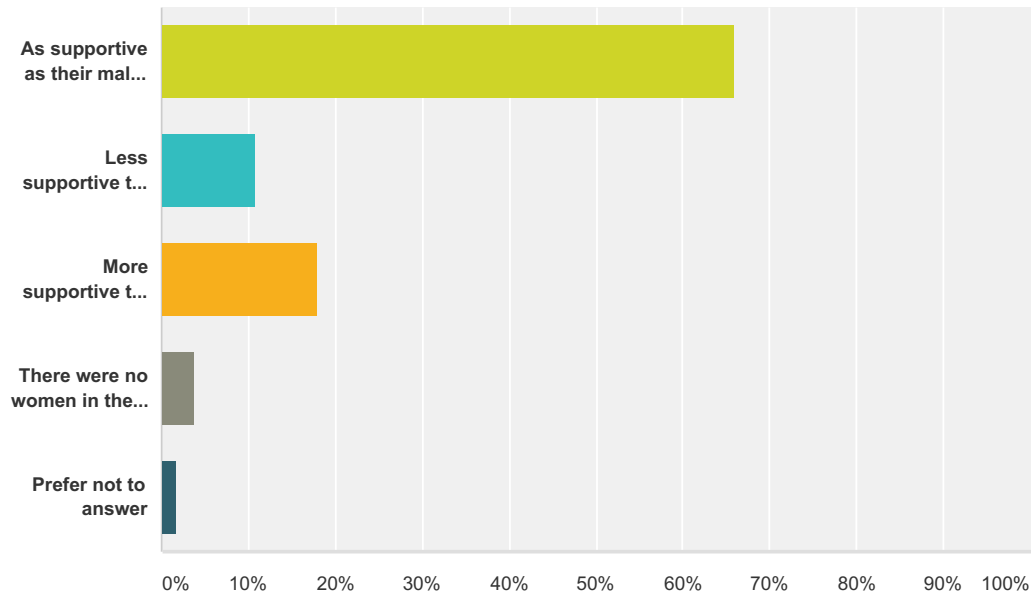
Answered: 296 Skipped: 31



Answer Choices	Responses	Count
Yes - many in influential positions	21.96%	65
Yes - some in influential positions	47.97%	142
Yes - but not in influential positions	10.14%	30
Yes - I don't know if they occupied influential positions or not	2.70%	8
No - there were no women staff in my workplace/department	3.38%	10
Prefer not to answer	0.34%	1
Comment	13.51%	40
Total		296

Q10 How supportive did you feel the female archaeologists in your workplace/department were?

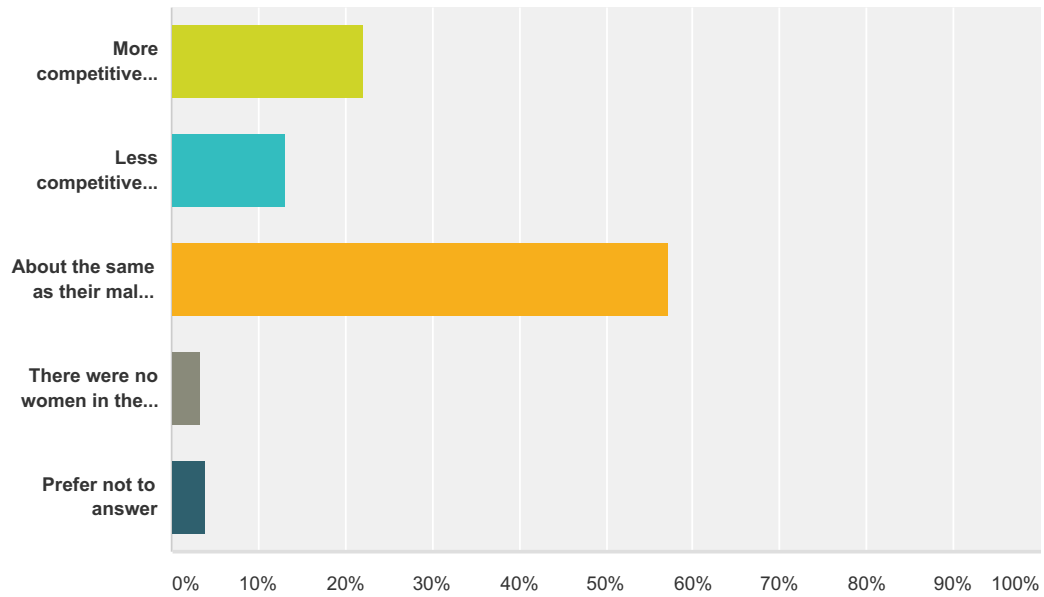
Answered: 296 Skipped: 31



Answer Choices	Responses
As supportive as their male counterparts	65.88% 195
Less supportive than their male counterparts	10.81% 32
More supportive than their male counterparts	17.91% 53
There were no women in the workplace/department	3.72% 11
Prefer not to answer	1.69% 5
Total	296

Q11 How competitive did you feel the women archaeologists in your workplace/department were?

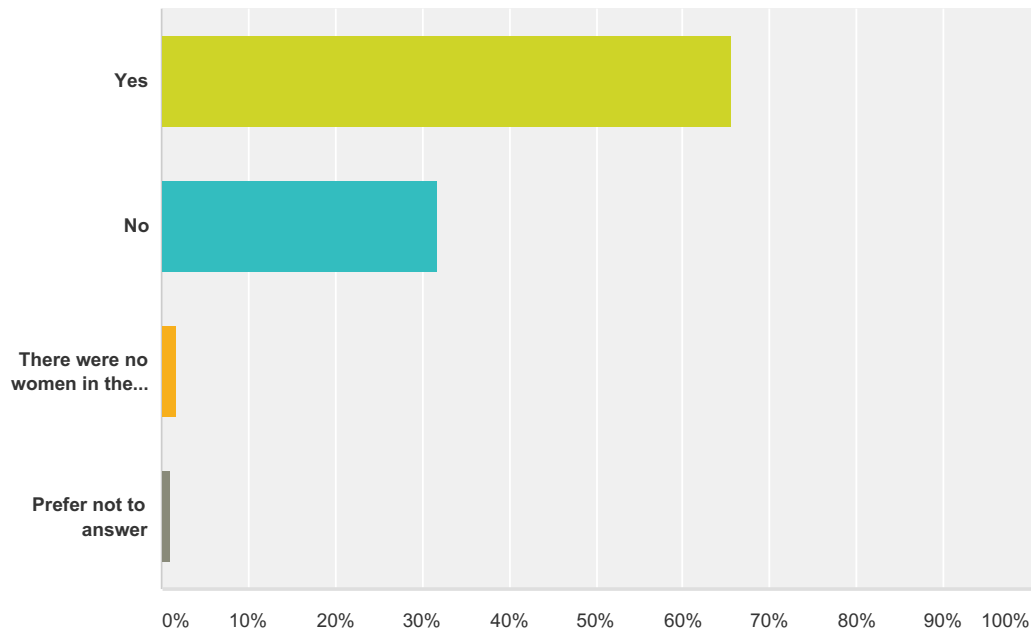
Answered: 295 Skipped: 32



Answer Choices	Responses
More competitive than their male counterparts	22.03% 65
Less competitive than their male counterparts	13.22% 39
About the same as their male counterparts	57.29% 169
There were no women in the workplace/department	3.39% 10
Prefer not to answer	4.07% 12
Total	295

Q12 Did you feel there was a female role model in your workplace/department?

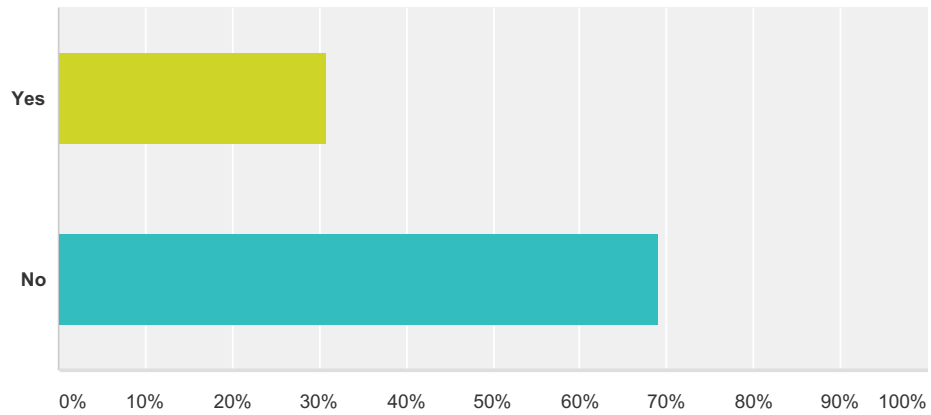
Answered: 296 Skipped: 31



Answer Choices	Responses
Yes	65.54% 194
No	31.76% 94
There were no women in the workplace/department	1.69% 5
Prefer not to answer	1.01% 3
Total	296

Q13 Thinking about the previous three questions, are there any comments you would like to make?

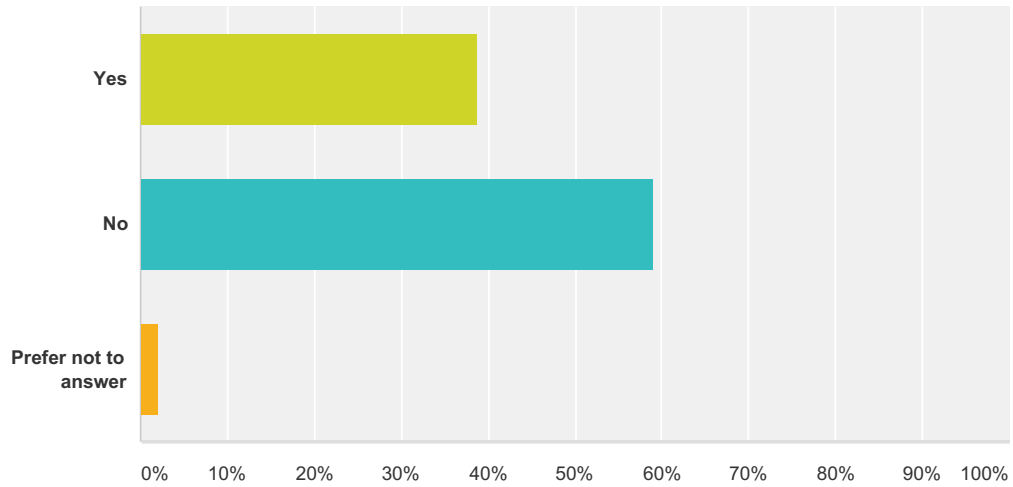
Answered: 276 Skipped: 51



Answer Choices	Responses
Yes	30.80% 85
No	69.20% 191
Total	276

Q14 Thinking about your time studying, were you taught to use gender neutral language ('person' or 'human' instead of 'man' for example)?

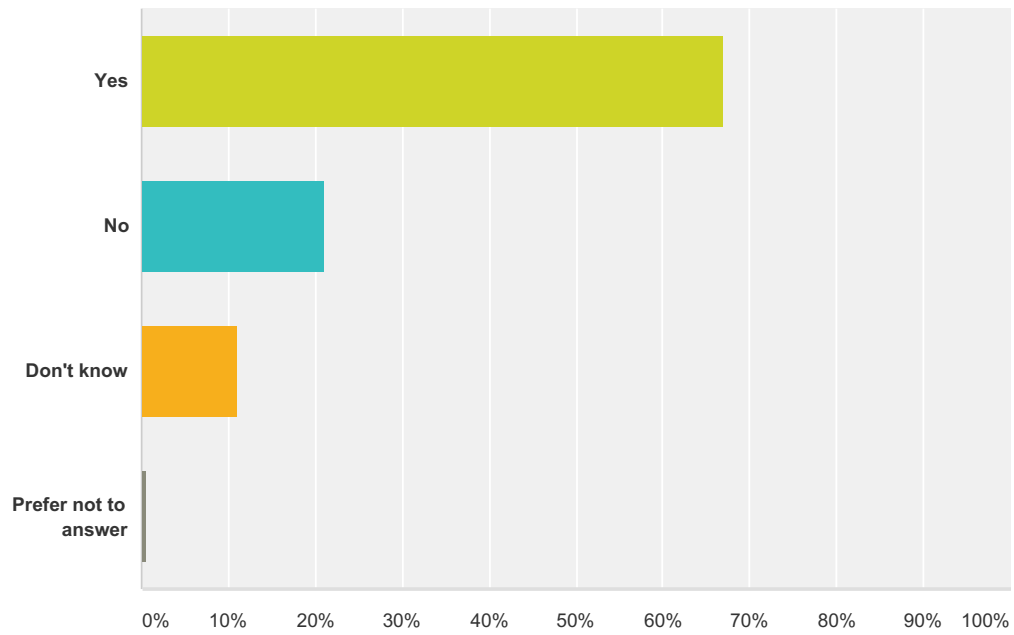
Answered: 298 Skipped: 29



Answer Choices	Responses	Count
Yes	38.93%	116
No	59.06%	176
Prefer not to answer	2.01%	6
Total		298

Q15 Do you think using gender neutral language is important?

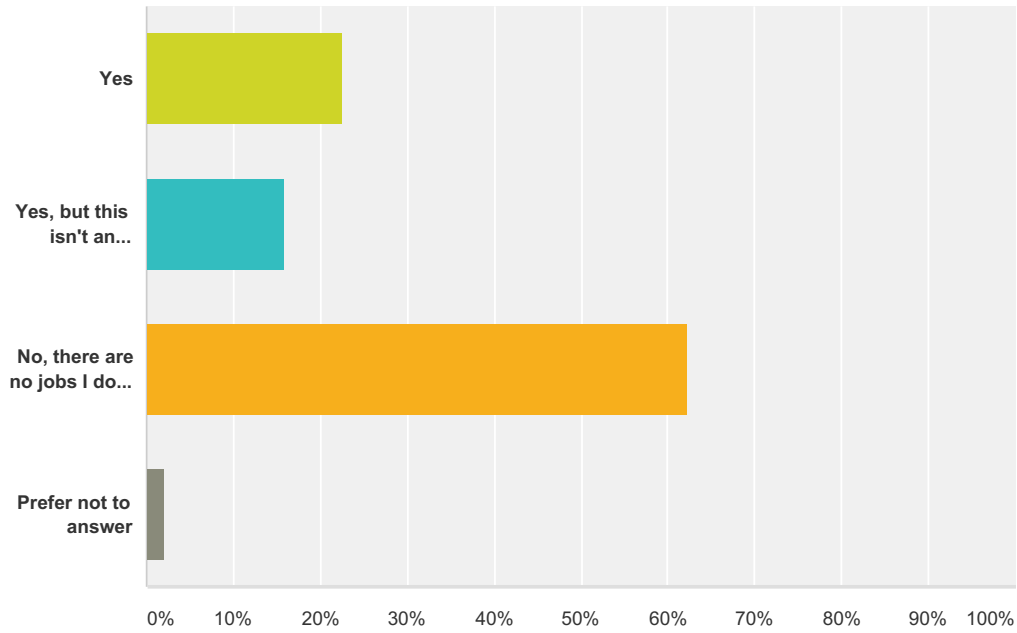
Answered: 298 Skipped: 29



Answer Choices	Responses
Yes	67.11% 200
No	21.14% 63
Don't know	11.07% 33
Prefer not to answer	0.67% 2
Total	298

Q16 Are you, or have you ever been, expected to do certain types of work that your colleagues/peers of the other sex do not complete, or they they do less often? Please give examples.

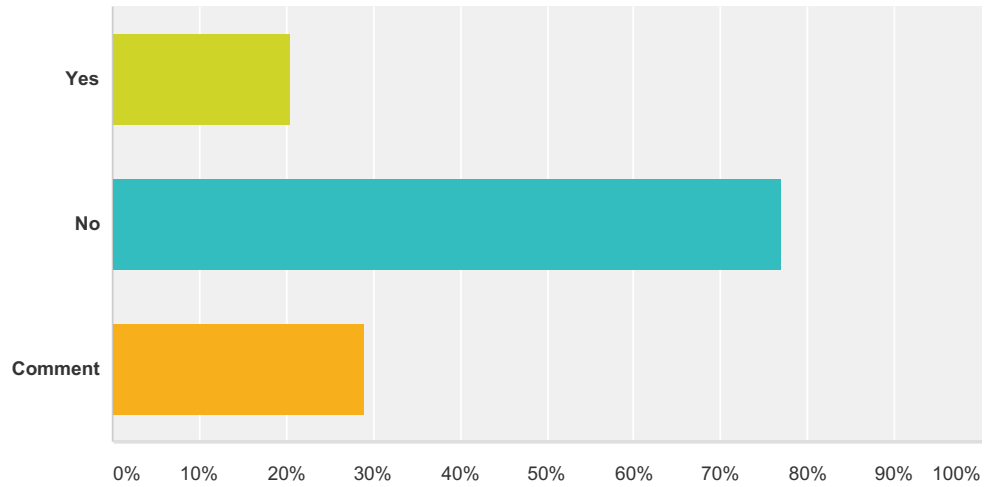
Answered: 283 Skipped: 44



Answer Choices	Responses
Yes	22.61% 64
Yes, but this isn't an explicit requirement more a feeling of obligation	15.90% 45
No, there are no jobs I do that aren't also undertaken by a male/female colleague as frequently	62.19% 176
Prefer not to answer	2.12% 6
Total Respondents: 283	

Q17 Have you ever been told that you could not be a good archaeologist because of your sex? Please feel free to comment on your experience below.

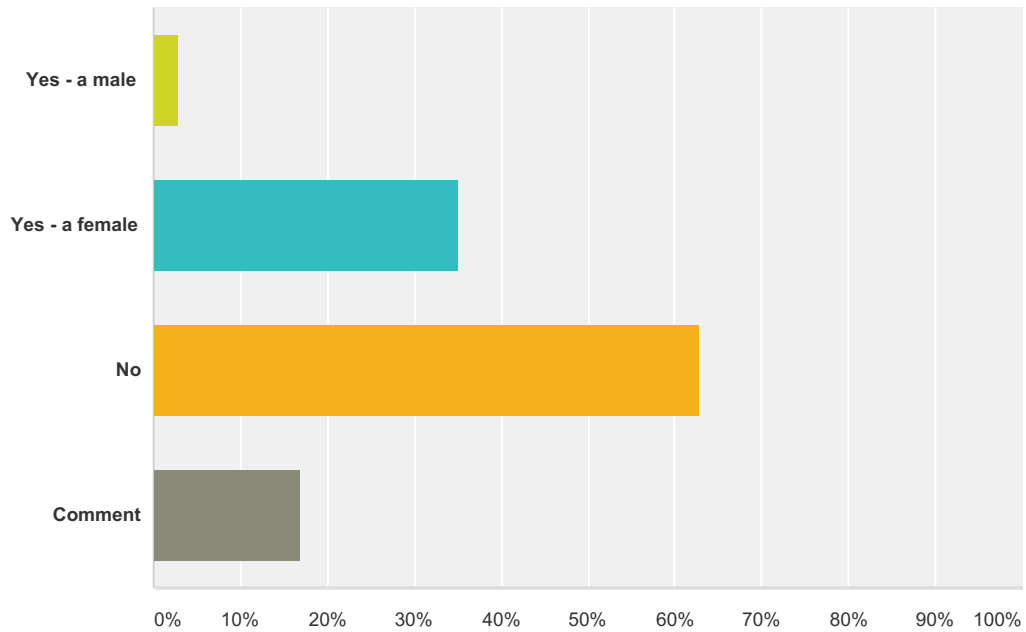
Answered: 283 Skipped: 44



Answer Choices	Responses
Yes	20.49% 58
No	77.03% 218
Comment	28.98% 82
Total Respondents: 283	

Q18 Do you know of other people who have had this experience? Again, please comment below

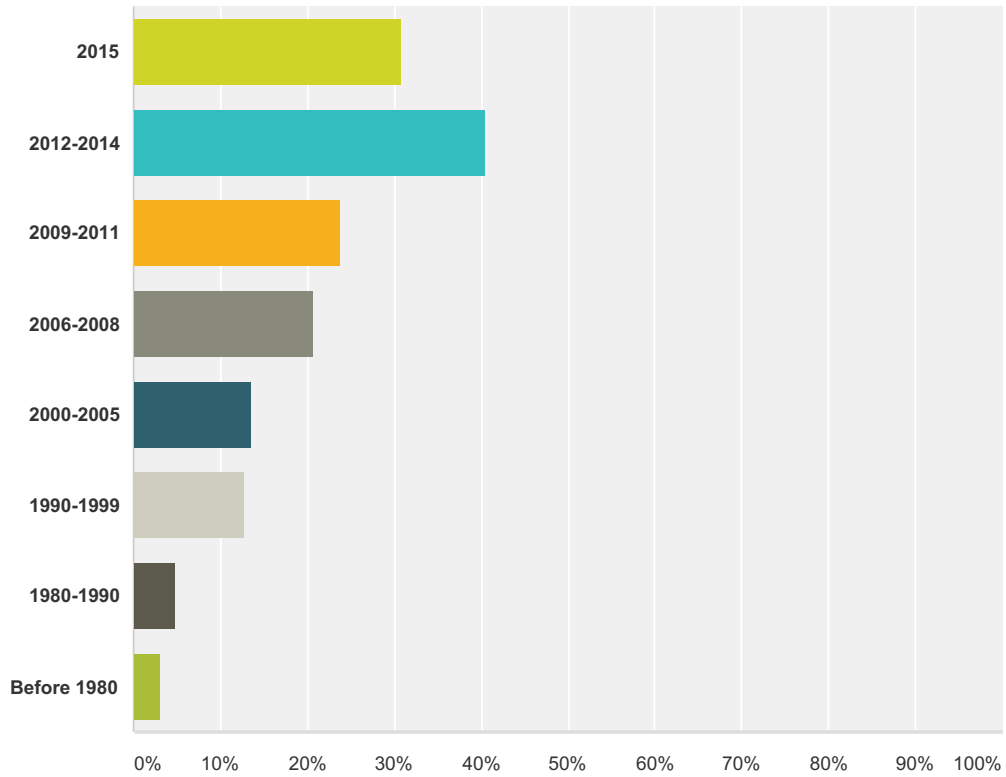
Answered: 283 Skipped: 44



Answer Choices	Responses
Yes - a male	2.83% 8
Yes - a female	34.98% 99
No	62.90% 178
Comment	16.96% 48
Total Respondents: 283	

Q19 If you answered yes to Q16 or Q17, can you please say when this occurred? Please choose one for each instance you described.

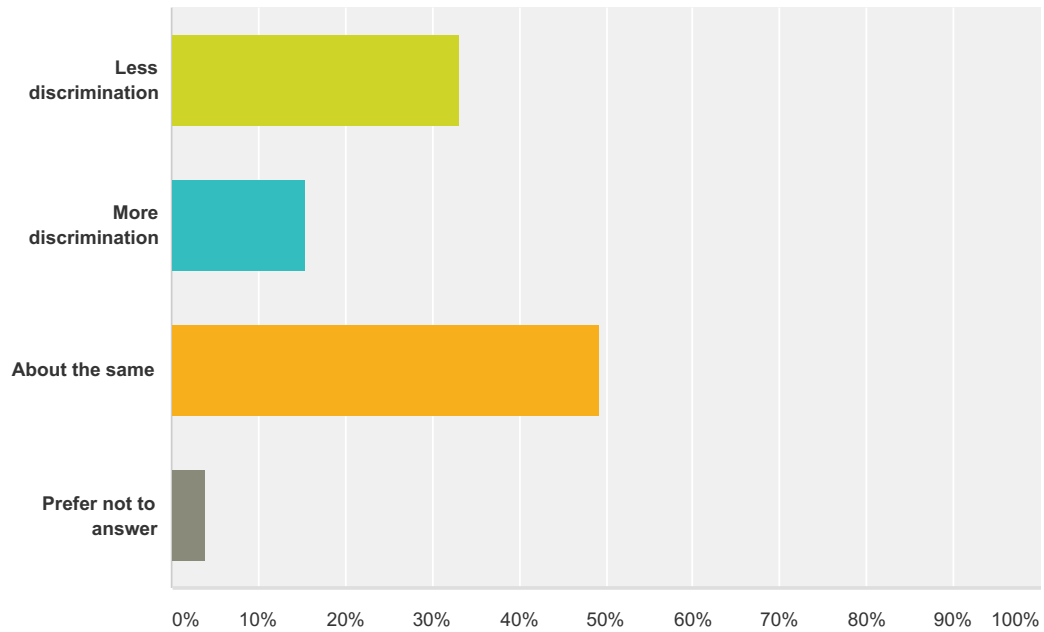
Answered: 126 Skipped: 201



Answer Choices	Responses	
2015	30.95%	39
2012-2014	40.48%	51
2009-2011	23.81%	30
2006-2008	20.63%	26
2000-2005	13.49%	17
1990-1999	12.70%	16
1980-1990	4.76%	6
Before 1980	3.17%	4
Total Respondents: 126		

Q20 Do you think archaeology is better or worse than other professions for sexual discrimination, and why?

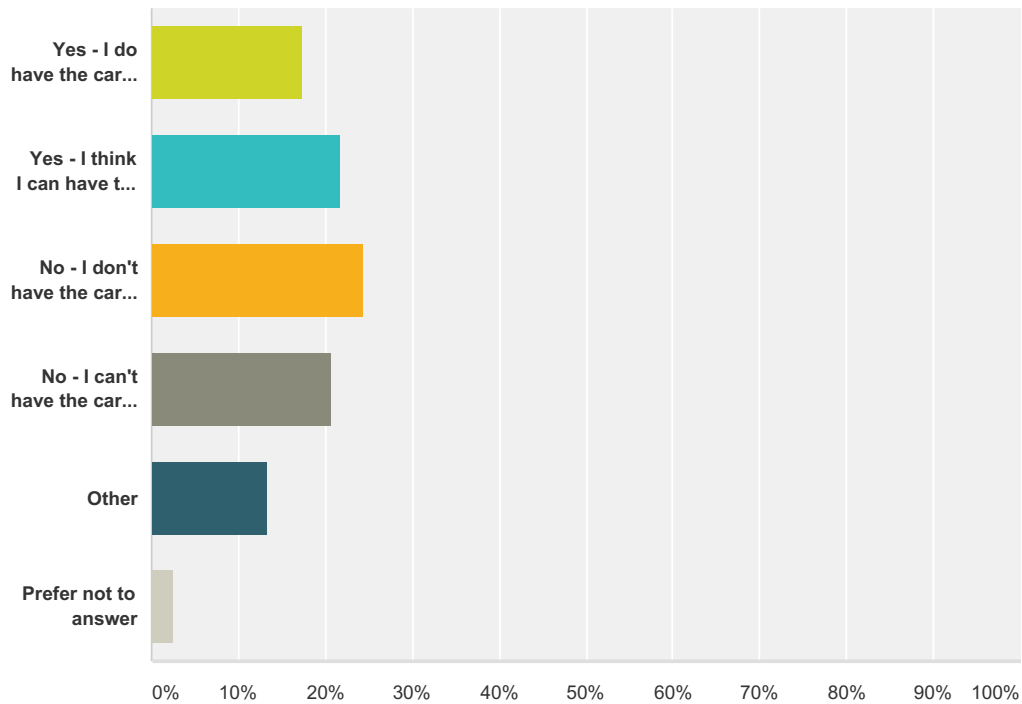
Answered: 280 Skipped: 47



Answer Choices	Responses
Less discrimination	33.21% 93
More discrimination	15.36% 43
About the same	49.29% 138
Prefer not to answer	3.93% 11
Total Respondents: 280	

Q21 Do you feel you have (or are able to have) a career in archaeology as well as the family life you would like, or will you have to choose between them? Have you already had to make this choice? Please feel free to expand below

Answered: 271 Skipped: 56



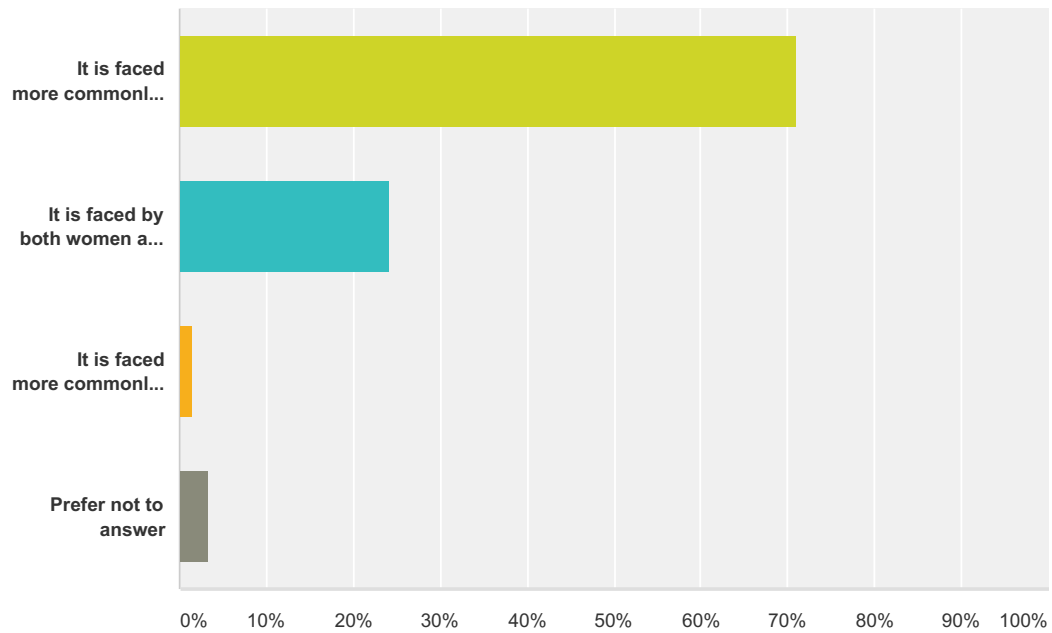
Answer Choices	Responses
Yes - I do have the career and family life I wanted	17.34% 47
Yes - I think I can have the career and family life I want	21.77% 59
No - I don't have the career and family life I wanted, I have had to choose one over the other	24.35% 66
No - I can't have the career and family life I want, I'm sure I will have to choose one over the other	20.66% 56
Other	13.28% 36
Prefer not to answer	2.58% 7
Total	271

Q22 If you perceive problems in work/life balance or have experiences of this issue, please help us by expanding further. Are there practical issues that are systemic to the profession (expectation to travel, conference attendance, long working hours, requiring specialist equipment), or other issues of perception (working mothers being seen as less dedicated; perhaps being more criticised for taking time off to care for sick children/school holidays/other caring responsibilities)?

Answered: 144 Skipped: 183

Q23 Do you think that this situation is more commonly faced by women than men?

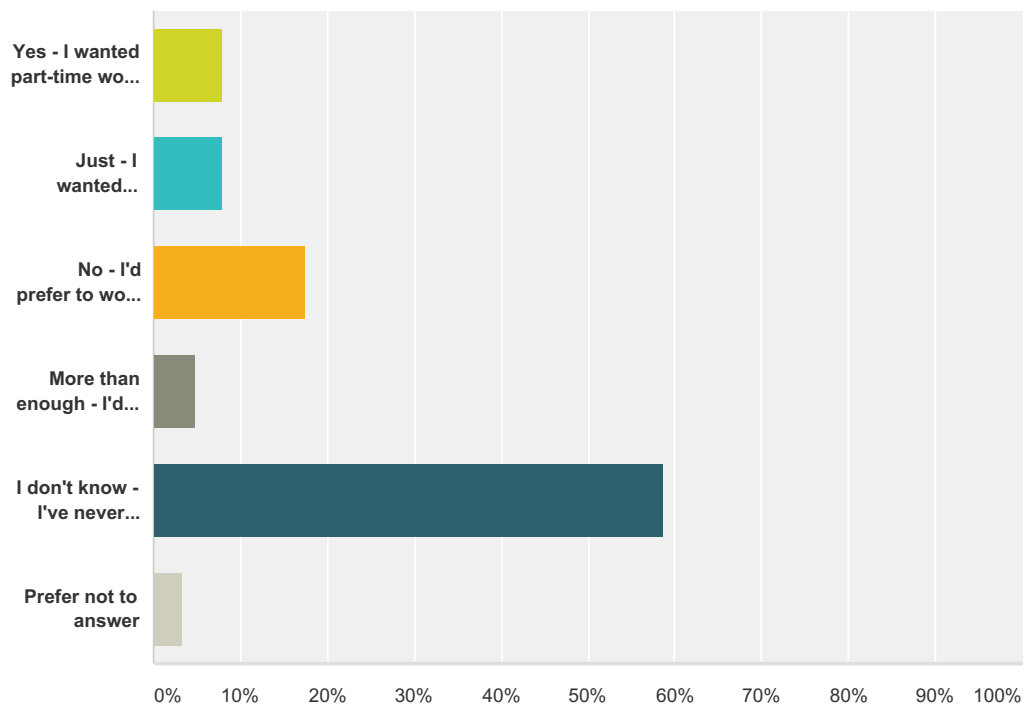
Answered: 265 Skipped: 62



Answer Choices	Responses	
It is faced more commonly by women	70.94%	188
It is faced by both women and men equally	24.15%	64
It is faced more commonly by men, but also by women	1.51%	4
Prefer not to answer	3.40%	9
Total		265

Q24 In your experience is there enough part-time work in archaeology?

Answered: 268 Skipped: 59



Answer Choices	Responses
Yes - I wanted part-time work and found it easily	7.84% 21
Just - I wanted part-time work and found it after a struggle	7.84% 21
No - I'd prefer to work part-time but can't find suitable work	17.54% 47
More than enough - I'd rather work full-time but can only find part-time work	4.85% 13
I don't know - I've never attempted to get part-time work	58.58% 157
Prefer not to answer	3.36% 9
Total	268

Q25 Do you have any further comments about the issues raised in this survey? Is there anything you would like to have been asked that isn't covered? Do you have any preferences on the distribution of the results?

Answered: 83 Skipped: 244